



Michael S. (Mickey) Fulp
Contact@MercenaryGeologist.com

www.MercenaryGeologist.com
Twitter: @mercenarygeo



Disclaimer

I am not a certified financial analyst, broker, or professional qualified to offer investment advice. Nothing in any report, commentary, this website, interview, and other content constitutes or can be construed as investment advice or an offer or solicitation or advice to buy or sell stock or any asset or investment. All of my presentations should be considered an opinion and my opinions may be based upon information obtained from research of public documents and content available on the company's website, regulatory filings, various stock exchange websites, and stock information services, through discussions with company representatives, agents, other professionals and investors, and field visits. My opinions are based upon information believed to be accurate and reliable, but my opinions are not guaranteed or implied to be so. The opinions presented may not be complete or correct; all information is provided without any legal responsibility or obligation to provide future updates. I accept no responsibility and no liability, whatsoever, for any direct, indirect, special, punitive, or consequential damages or loss arising from the use of my opinions or information. The information contained in a report, commentary, this website, interview, and other content is subject to change without notice, may become outdated, and may not be updated. A report, commentary, this website, interview, and other content reflect my personal opinions and views and nothing more. All content of this website is subject to international copyright protection and no part or portion of this website, report, commentary, interview, and other content may be altered, reproduced, copied, emailed, faxed, or distributed in any form without the express written consent of Michael S. (Mickey) Fulp, MercenaryGeologist.com LLC.

Copyright © 2017 Mercenary Geologist. All Rights Reserved.



Uranium : Bull or Bear ?

Why & When

121 Metals Investment
New York June 7, 2017



An 8 - Year Rearview

- January 2009 : Bullish on Uranium
- August 2010 : The New Green Metal
- November 2010 : The Next Big Thing
- March 2011 : Fukushima; U_3O_8 & TSXV Crash
- June 2015 : Why I Remain a Uranium Bull
- June 2017 : Bull or Bear Why & When



U₃O₈ Supply & Demand

- 2015 Demand: 196 M lbs
- 2015 Mined: 158 M lbs
- Secondary Supplies: 44 M lbs
- 2015: **6 M** lb Surplus 2010: **2 M** lb Deficit
- Mine, Conversion, & Enrichment Supply Increased
- US Gov't Stockpile Sales: **5 - 7 M** lbs / yr

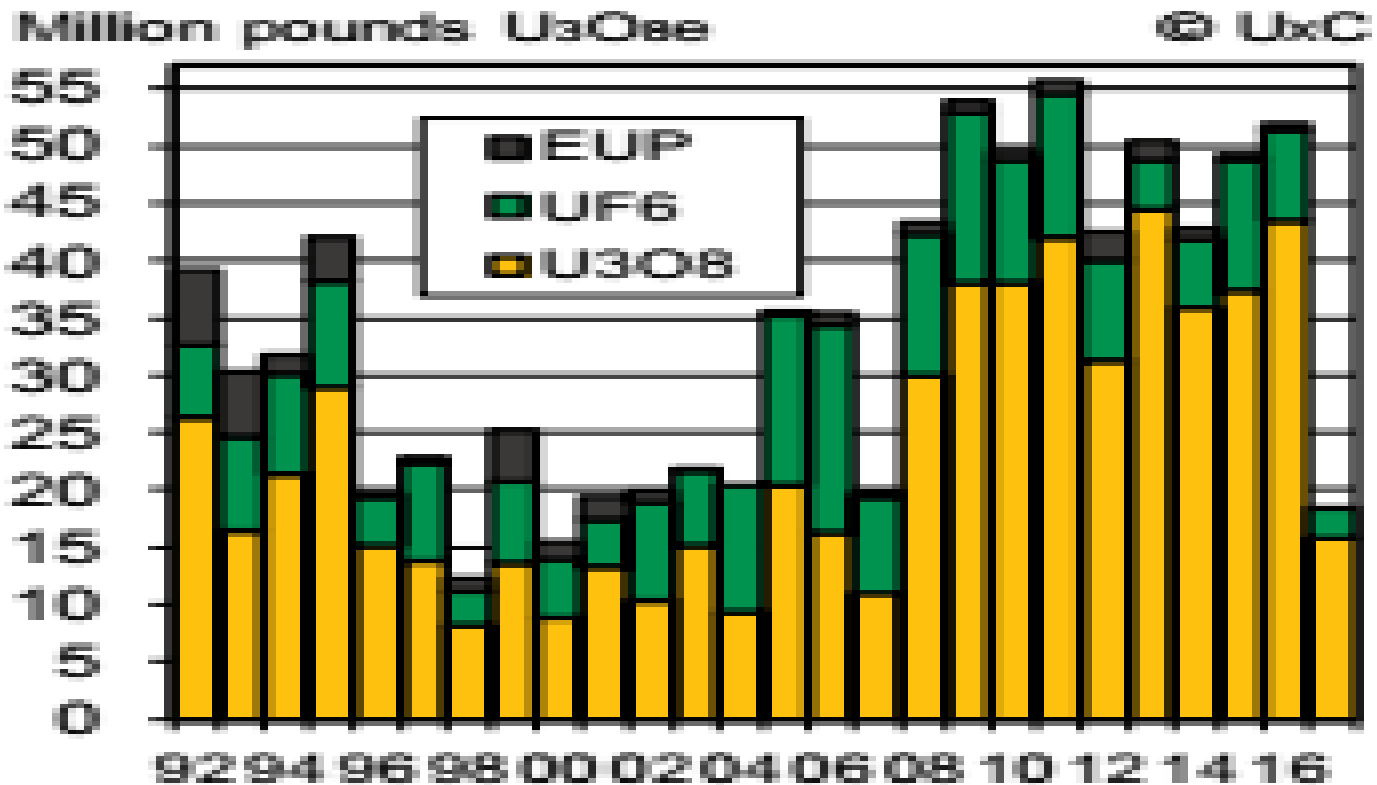


Annual U_3O_8 Sales

- Long - Term Contracts : 70 - 85 %
- Short - Term Trades : 15 - 30%
- Off - take Contract Price : \$ 31 / lb
- Spot Market Price : < \$ 20 / lb



Uranium Spot Sales



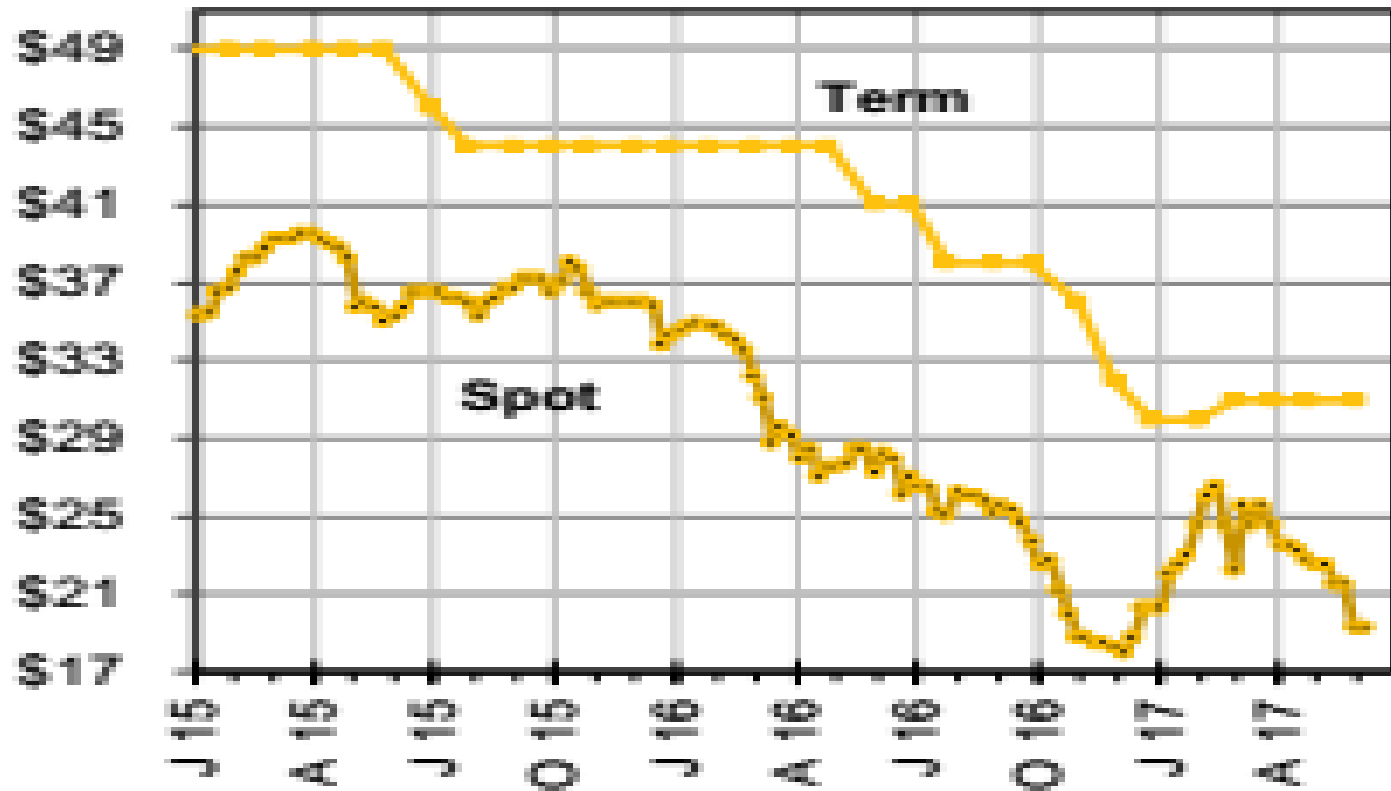


Uranium Prices & Supply - Demand Data

- Spot Price Drives the Stock Market
- 1 yr Ago = \$28 / lb
- Now = \$19.50 / lb; - 30 %
- My Sources : Ux Consulting & WNA



Ux Consulting Spot & Term Prices





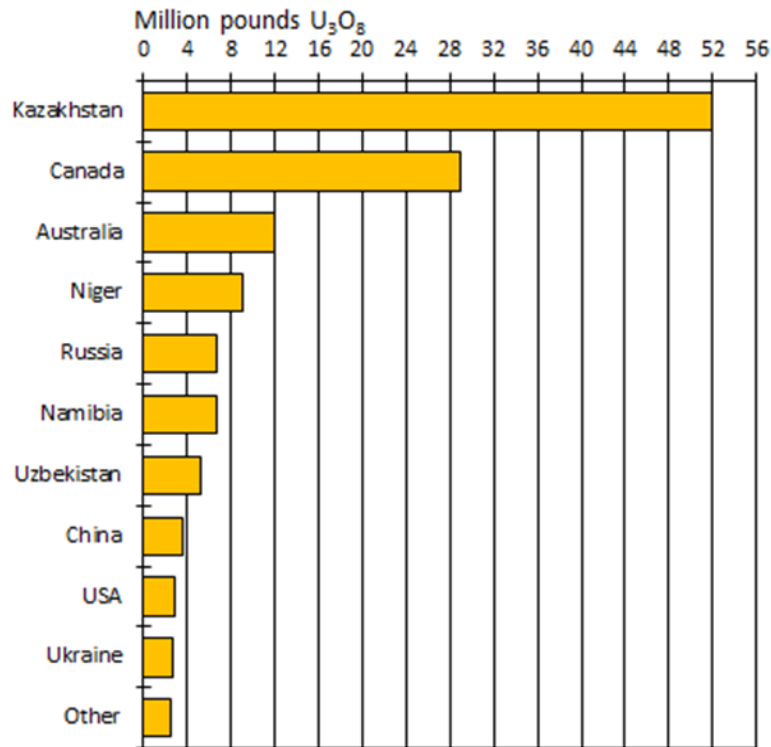
Uranium Spot Price Increases

- Buyers > Sellers
- Traders & Speculators
- Chinese Stockpiling
- Japanese Selling or Restarts ?
- Supply Delays, Disruptions, Destruction

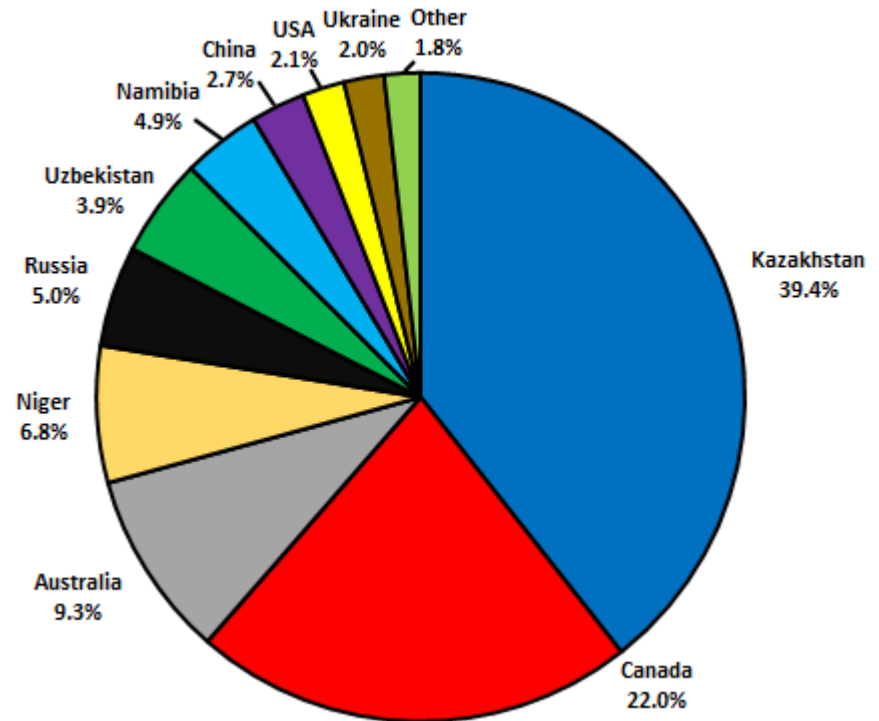


2015 Uranium Mine Production

2015 Top Uranium Producing Countries



2015 Production Shares by Country





Uncertainty of Western World Mine Supply

Unfriendly, Corrupt, & / Or Unstable Governments

- 6 of 10 Top Producers: 60 % of 2015 Production
- Kazakhstan: # 1 = 39 %
- Others: Niger, Russia, Uzbek, China, Ukraine
- USA: 3.7 M lbs Produced / 49 M lbs Used = 7.5%



Uranium: Story Remains the Same

- Nuclear Energy = +11% Electricity Worldwide
- USA = 20 % Electricity from 99 Reactors
- 447 Nuclear Power Plants Operable
- 59 Under Construction / 170 Ordered or Planned
- Increased Demand for Yellowcake
- 3 - 4 % Projected Growth Year over Year



Where is U_3O_8 Going to Come From?

- Sovereign Stockpiles Dwindling
- Major Projects Shelved
- Russia - US: 2013 - 2022 = 50% of 1993 - 2013
- Recycling / Reprocessing Increasing
- Enrichment Underfeeding is Limited
- New Mines Must Come On Stream



New Mine Production

- Conventional Underground = High Cost Mines
- Higher Prices Required (\$65 - \$80 per pound)
- ISR (now 45 %) & Open - Pit Heap Leach Mines
- All Mines Losing \$\$ at Current Spot Prices
- Low - Cost Mines Needed !



New Uranium Mines

- Kazakhstan ISR: Production Not Sustainable
- Athabasca Basin UG: High-Capex / Long Lead Times
- Niger UG: World - Class; Geopolitics Uncertain
- Namibia Open - Pit: Very Low - Grade / Water ?
- Western USA: ISR Small; UG Long Lead Times
- Australia Open - Pit: Gov't & Aboriginal Issues



USA Future Production

- Wyoming, S. Texas, S. Dakota ISR
- Arizona, Utah, Colorado UG
- Gas Hills - Sheep Mountain, Wyoming
- Grants Mineral Belt, NM: UG & ISR (?)



Uranium Bull or Bear ? Why & When

- Supply & Demand Fundamentals
- 20 - 30 % Yearly Mine Supply Deficit
- 59 Reactors under Construction
- 170 Ordered / Planned & 372 Proposed
- Contrarian Speculating / Investing Philosophy



Wild Cards in the Uranium Game

- USA Department of Energy Spot Sales
- Japanese Restarts
- Recycling & Reprocessing
- Enrichment Underfeeding
- Fast Breeders, SMRs, & Thorium = 10 - 20 Years
- Bomb Dismantling: On Hold
- Another Black Swan Event

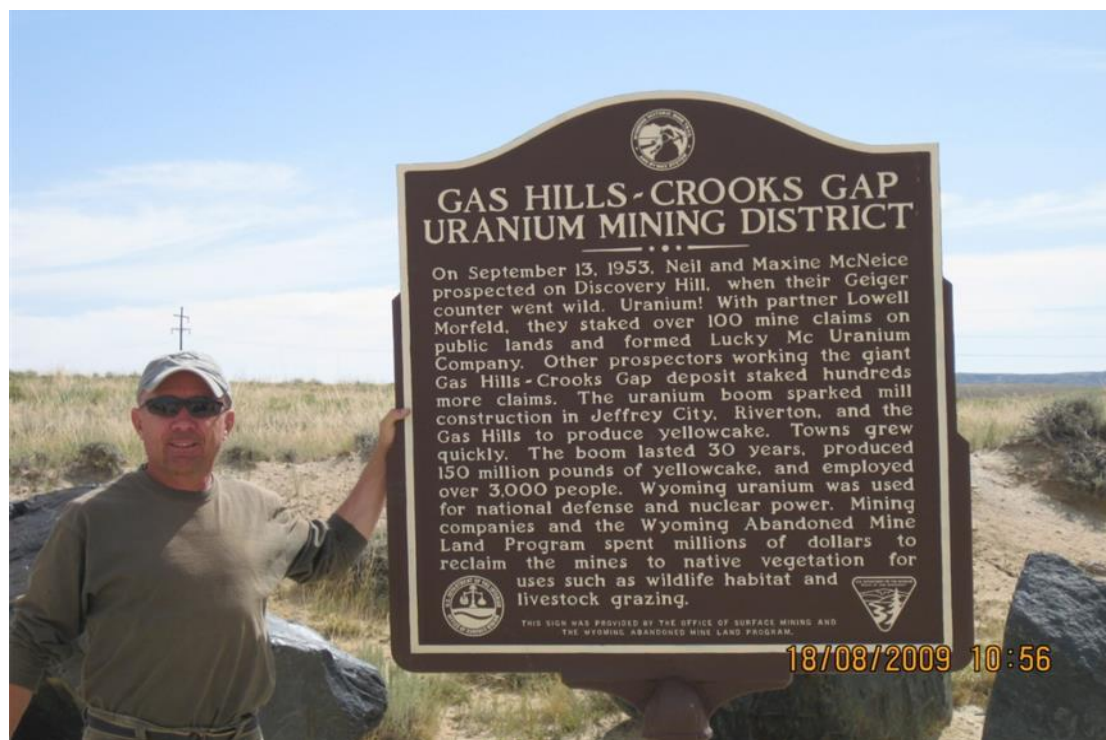


Uranium Stocks

- 2000 - 2004 Bust
- H2 2005 - H1 2007 Boom
- H2 2007 - 2008 Bust
- 2009 - H1 2010 Flat & Out of Favor
- H2 2010 - Q1 2011 Next Big Thing
- Q2 2011 - Present Bust
- What is the Future ?

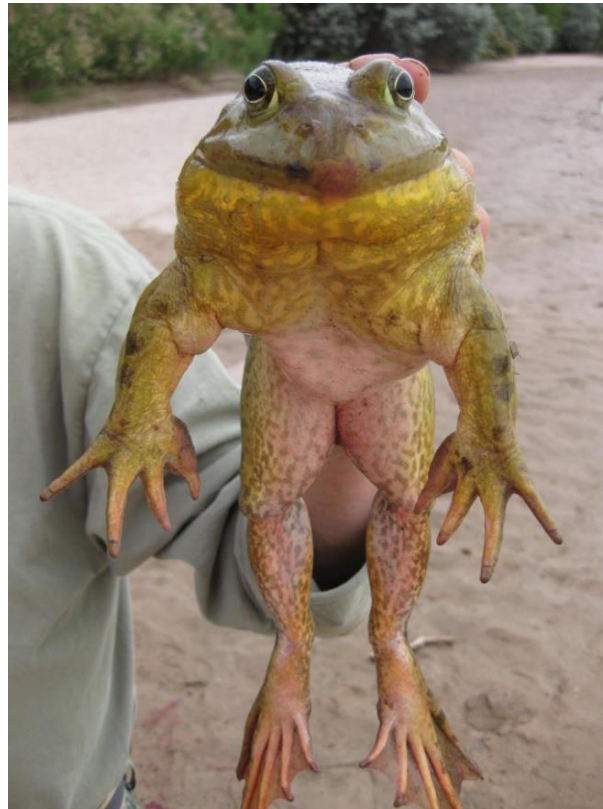


The Future's So Bright, I Gotta Wear Shades (Timbuk 3 , 1986)





Beware of Frogs Masquerading as Princes





Monday Morning Musings from Mickey the Mercenary Geologist





Michael S. (Mickey) Fulp
Contact@MercenaryGeologist.com

www.MercenaryGeologist.com
Twitter: @mercenarygeo